





YouTube notes

# 'C' major modal scales



# modal scales



[www.youtube.com/guitaracademy](http://www.youtube.com/guitaracademy)

## Modes

The modal scales or modes are a set of 7 scales that start and finish on different root notes within a major scale whilst maintaining the major key signature. Modes are really useful to learn as they can be used when improvising and/or writing music. Many solos are based just on modes and a knowledge of modes can help with understanding advanced chord theory.

### 2 illustrations to help your understanding of modes

Below is an illustration of modes using the key of 'C' major as the root scale or key signature.

Mode 1 -	C D E F G A B C	- C Ionian
Mode 2 -	D E F G A B C D	- D Dorian
Mode 3 -	E F G A B C D E	- E Phrygian
Mode 4 -	F G A B C D E F	- F Lydian
Mode 5 -	G A B C D E F G	- G Mixolydian
Mode 6 -	A B C D E F G A	- A Aeolian
Mode 7 -	B C D E F G A B	- B Locrian

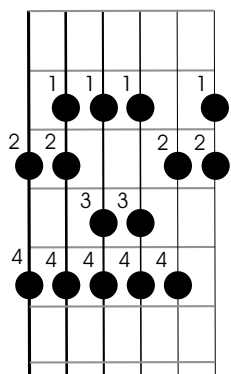
Below is an illustrating of modes using the scale interval patterns (semitones)

2 octave major scale 2 2 1 2 2 2 1 2 2 1 2 2 2 1

Mode 1 -	2 2 1 2 2 2 1	- C Ionian
Mode 2 -	2 1 2 2 2 1 2	- D Dorian
Mode 3 -	1 2 2 2 1 2 2	- E Phrygian
Mode 4 -	2 2 2 1 2 2 1	- F Lydian
Mode 5 -	2 2 1 2 2 1 2	- G Mixolydian
Mode 6 -	2 1 2 2 1 2 2	- A Aeolian
Mode 7 -	1 2 2 1 2 2 2	- B Locrian

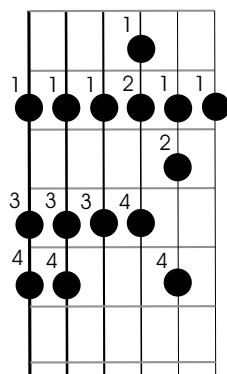
### Three common modal scales

mode 1



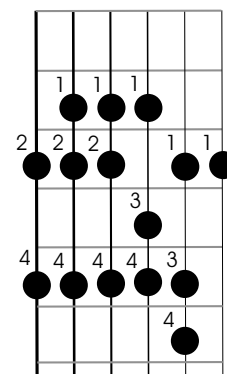
Ionian  
or  
major.

mode 6



Aeolian  
or  
natural  
minor.

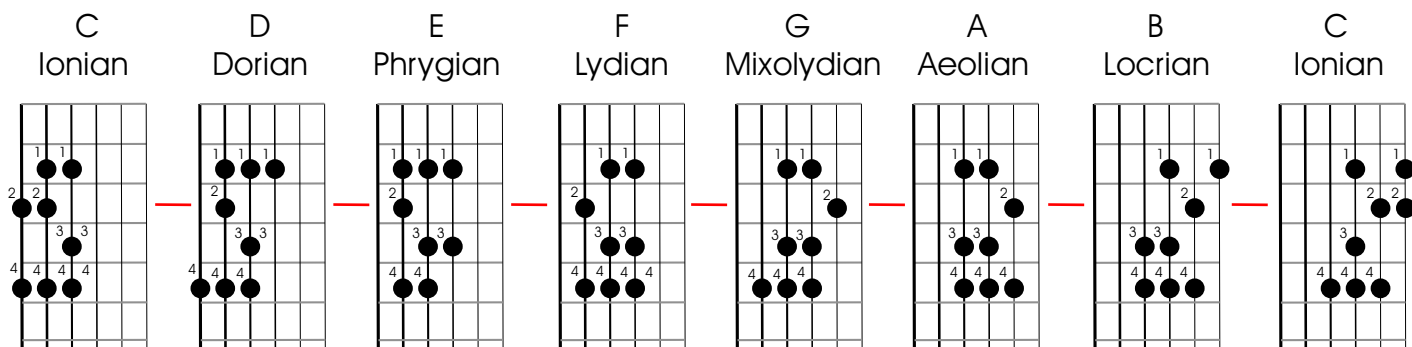
mode 5



Mixolydian

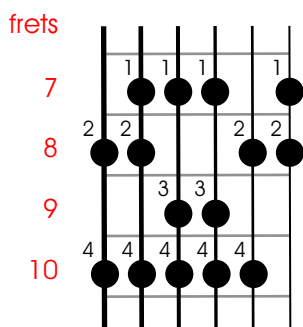
## Exercise

Play the following scales. Note that first notes of the scales can be strung together to create the 'C' major scale and note that they are partial patterns from the 'C' diatonic major scale.

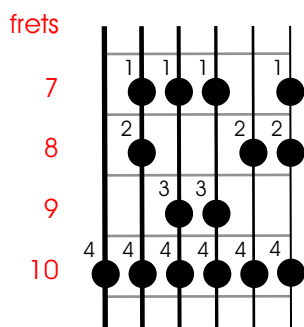


## All the modal scales based in 'C' major

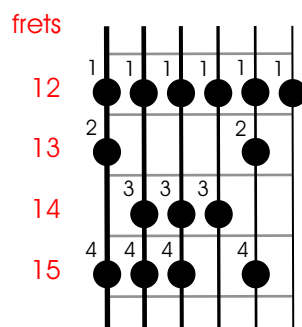
### C Ionian



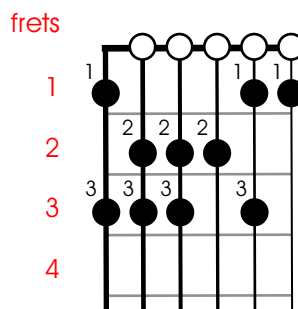
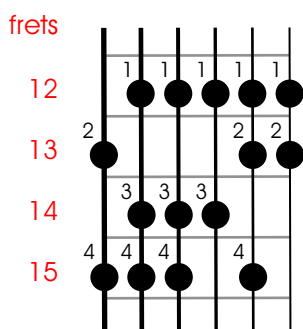
### D Dorian



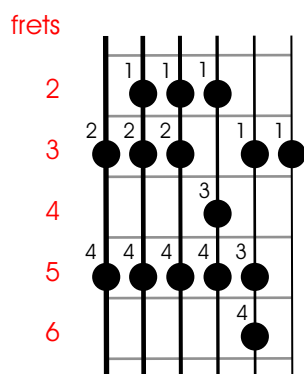
### E Phrygian



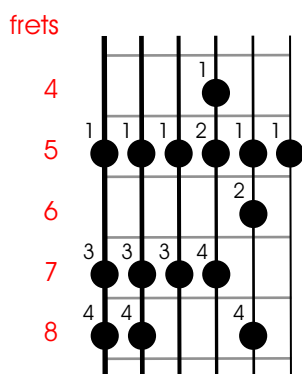
### F Lydian (barre and open)



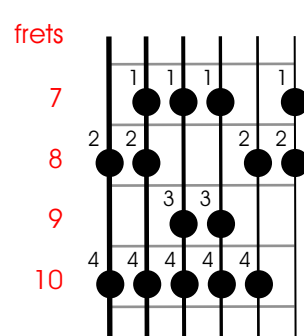
### G Mixolydian



### A Aeolian


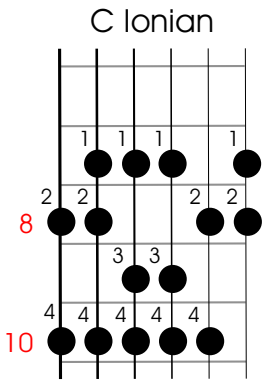


### B Locrian


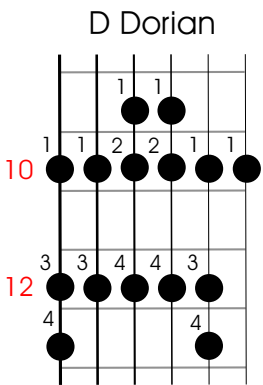


# 2 octave 'C' major modes


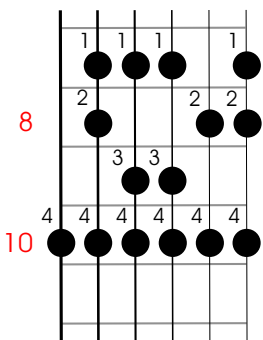
## Ionian (major)



## Dorian

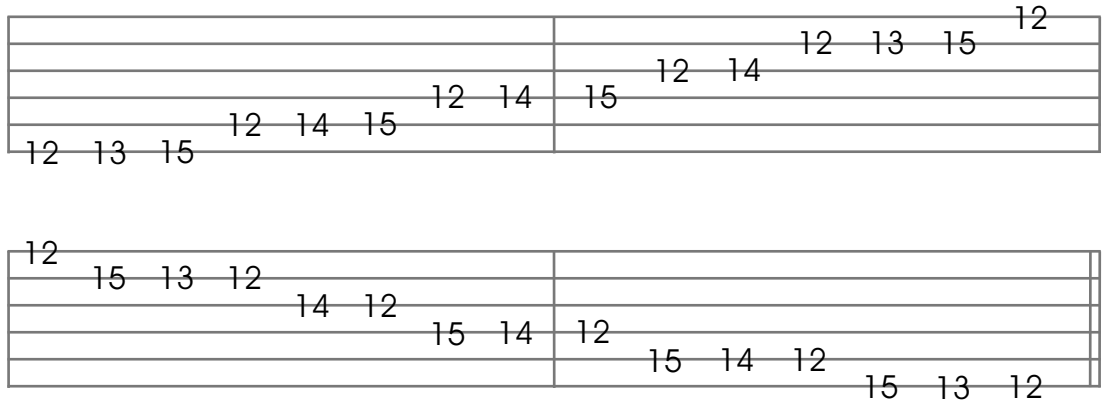
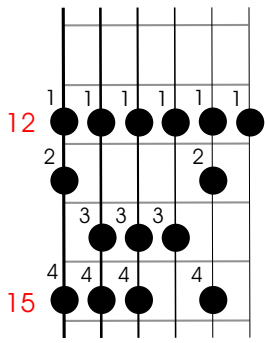


or


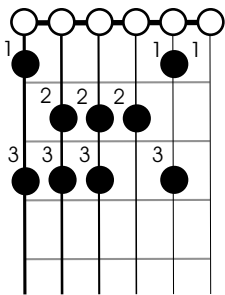


# Phrygian

## E Phrygian

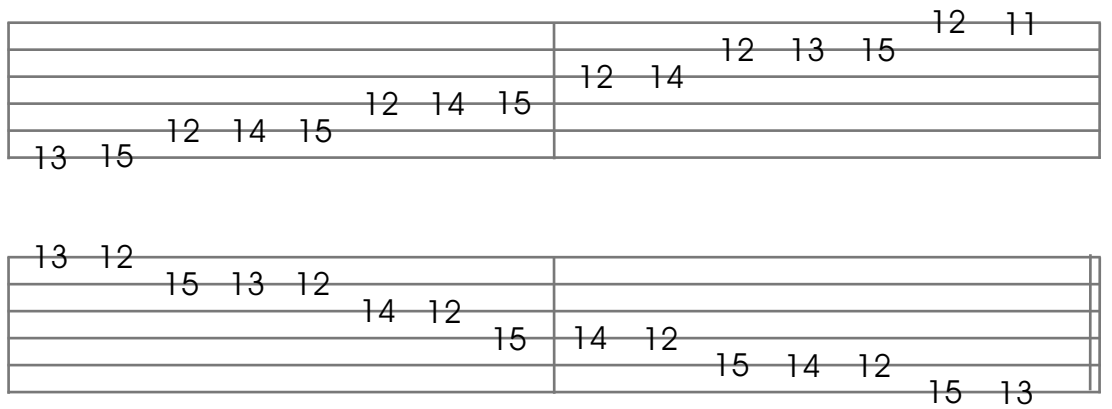
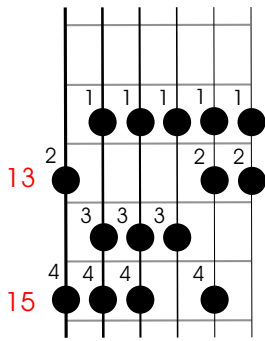


or


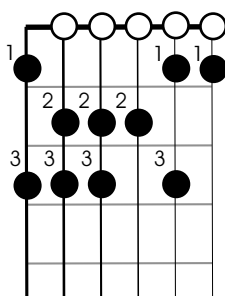


# Lydian

## F Lydian

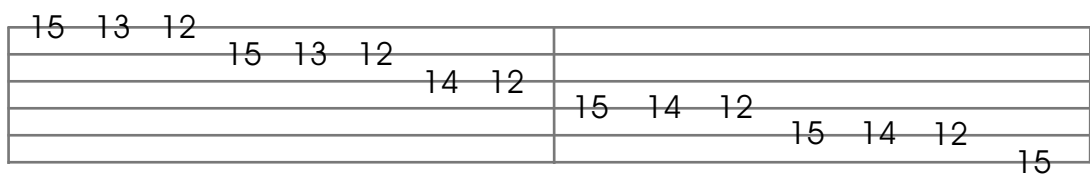
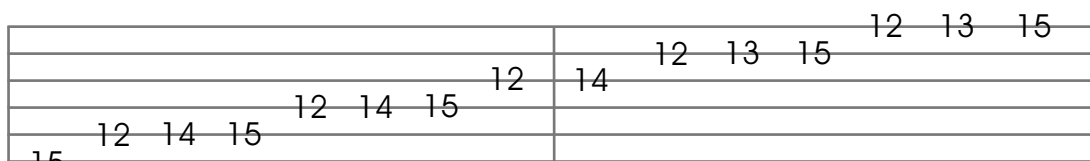
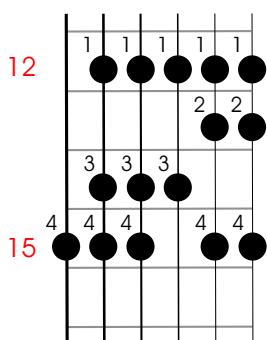


or

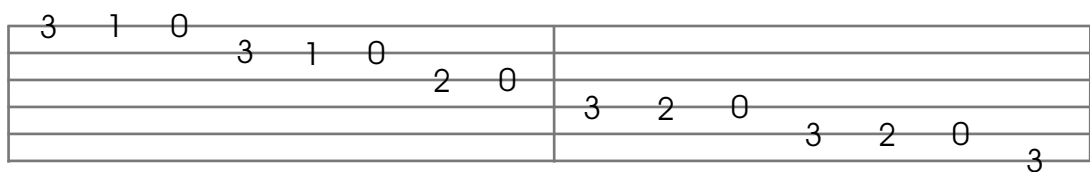
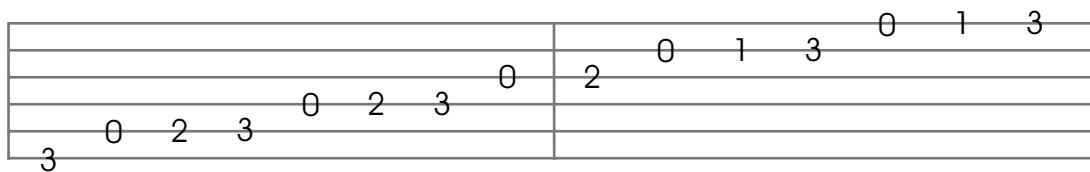
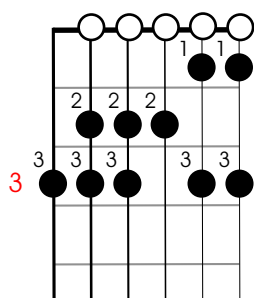


# Mixolydian

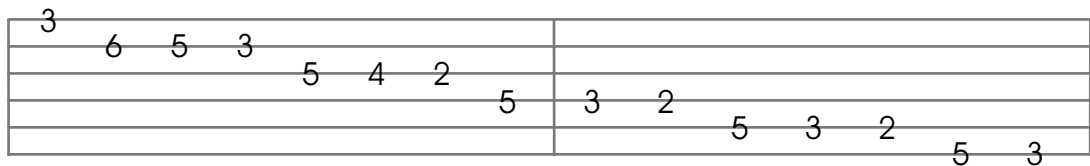
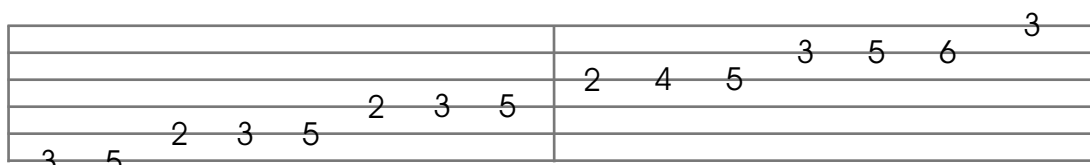
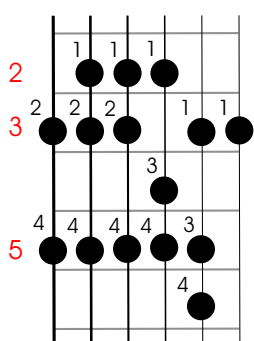
## G Mixolydian



or

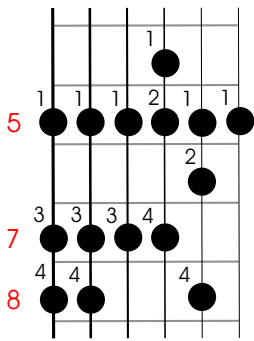


or



# Aeolian (natural minor)

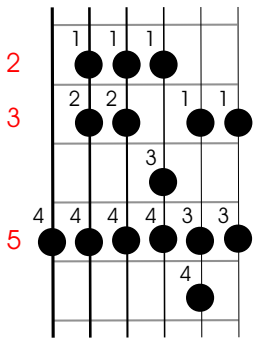
A Aeolian



Staff 1: 5 7 8 5 7 8 5 7 4 5 7 5 6 8 5

Staff 2: 5 8 6 5 7 5 4 7 5 8 7 5 8 7 5

or

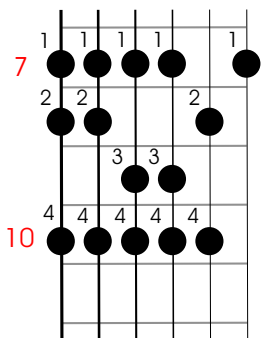


Staff 1: 5 2 3 5 2 3 5 2 4 5 3 5 6 3 5

Staff 2: 5 3 6 5 3 5 4 2 5 3 2 5 3 2 5

# Locrian

B Locrian



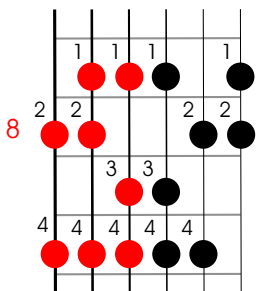

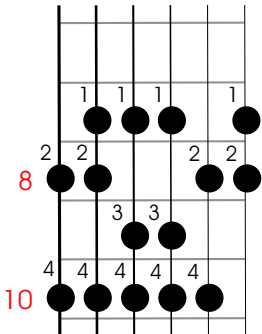
Staff 1: 7 8 10 7 8 10 7 9 10 7 9 10 8 10 7

Staff 2: 7 10 8 10 9 7 10 9 7 10 8 7 10 8 7

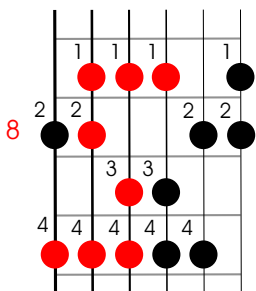
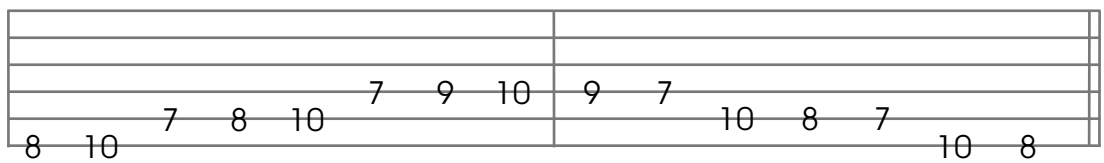
# 1 octave 'C' major modes

The black notes show how these scales fit into a 2 octave major (Ionian) scale. Try playing each scale, just playing the red notes or using the tab.

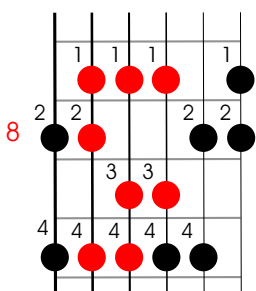
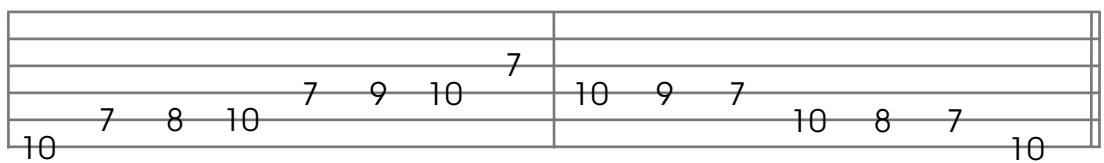
## C Ionian




## C Ionian (major)



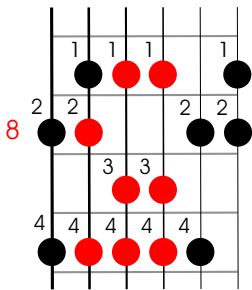
## D Dorian



## E Phrygian

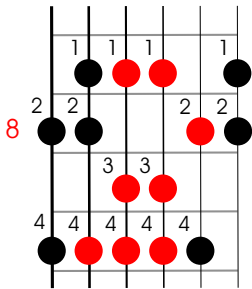






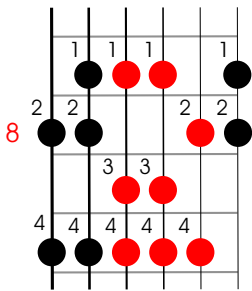
### F Lydian

8	10	7	9	10	7	9	10	9	7	10	9	7	10	8
---	----	---	---	----	---	---	----	---	---	----	---	---	----	---



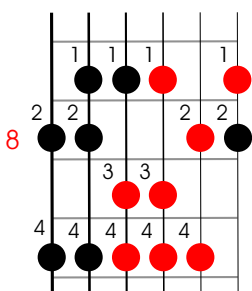
### G Mixolydian

10	7	9	10	7	9	10	8	10	9	7	10	9	7	10
----	---	---	----	---	---	----	---	----	---	---	----	---	---	----



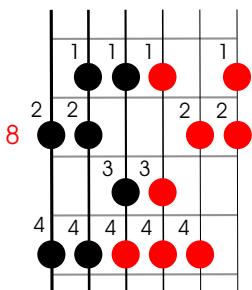
### A Aeolian (minor)

7	9	10	7	9	10	8	10	8	10	9	7	10	9	7
---	---	----	---	---	----	---	----	---	----	---	---	----	---	---



### B Locrian

9	10	7	9	10	8	10	7	10	8	10	9	7	10	9
---	----	---	---	----	---	----	---	----	---	----	---	---	----	---



### C Ionian

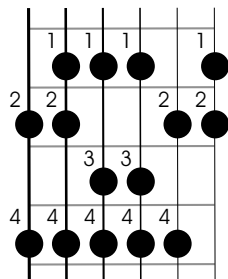
10	7	9	10	8	10	7	8	7	10	8	10	9	7	10
----	---	---	----	---	----	---	---	---	----	---	----	---	---	----

# 3 steps for remembering all the the modes

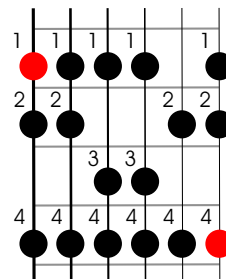
## Step one

Memorize the Ionian scale (major scale), which is an important scale to remember anyway. Add the 2 extra notes as shown below, and then you can play the Locrian scale, the Ionian scale and the Dorian scale.

The Ionian scale

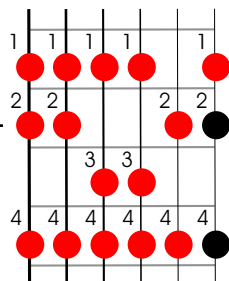


with 2 extra notes



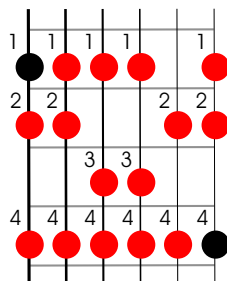
Once you have memorized this shape you can play 3 different scales;

Locrian scale

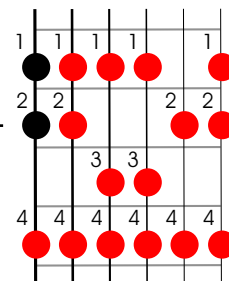


major root

Ionian scale



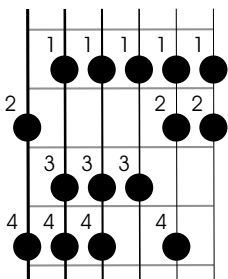
Dorian scale



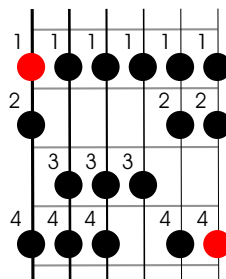
## Step two

Memorize the Lydian scale and then add the 2 extra notes as shown below and from this you can play the Phrygian scale, the Lydian scale and the Mixolydian scale. To remain in the same key as the Ionian, major scale you should play these scales 5 frets up.

The Lydian scale

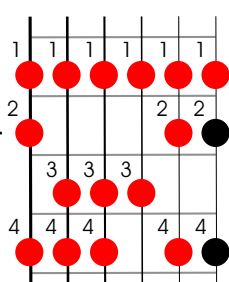


with 2 extra notes



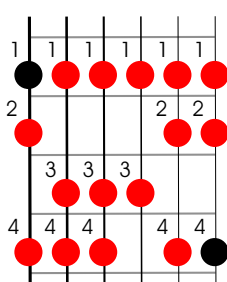
Once you have memorized this shape you can play 3 different scales;

Phrygian scale

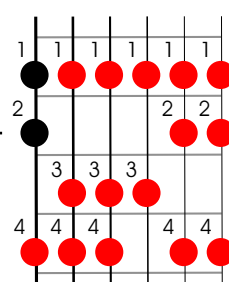


major root plus 5 frets

Lydian scale



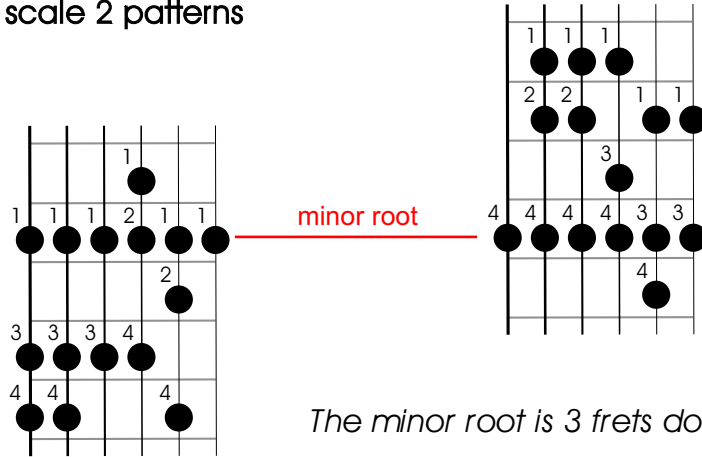
Mixolydian scale



## Step three

By the time you have completed step one and two you will know 6 of the 7 modal scales. Unfortunately the Aeolian scale (minor scale) doesn't fit into either pattern and therefore has to be memorized the old fashioned way, by practising it until you can remember it. The Aeolian scale has 2 patterns which have equal merit and therefore you can choose your preferred pattern and memorize it or memorize both if you prefer.

### The Aeolian (minor) scale 2 patterns

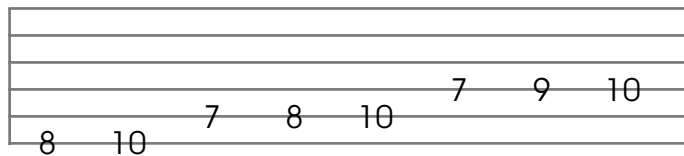


## Mode exercises

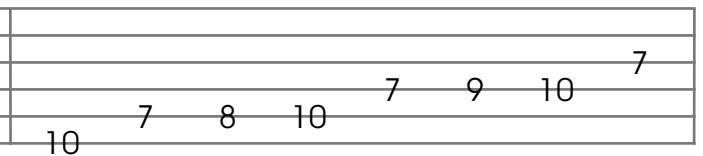
### Exercise 1

Play each of the one octave modal scales that fit into the Ionian, Major scale one after another to try and create a smooth flow. Allow a brief pause between the scales.

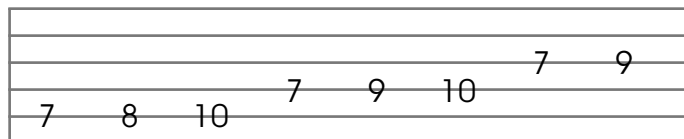
#### C Ionian



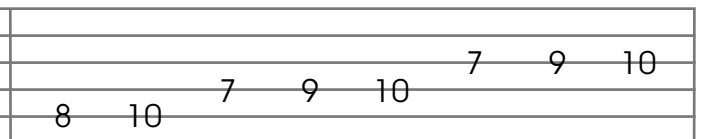
#### D Dorian



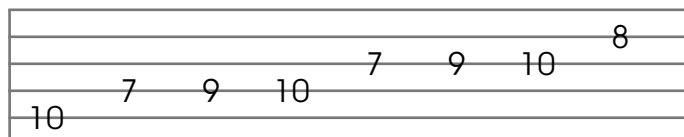
#### E Phrygian




#### F Lydian



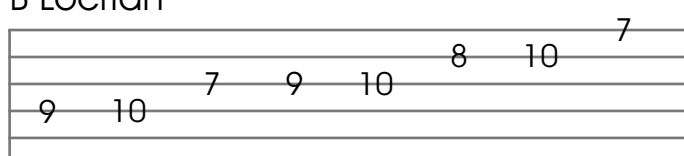
#### G Mixolydian



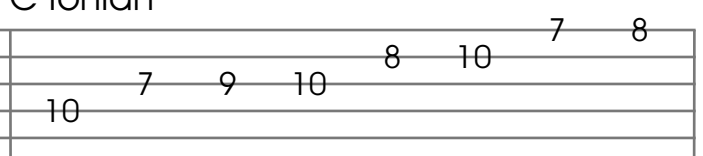
#### A Aeolian



#### B Locrian



#### C Ionian



**Exercise 2** - play all the octave modal scales up and down with a metronome.

**C Ionian**

8	10	7	8	10	7	9	10	7	8	7

10	8	10	9	7	10	9	7	10	8	7

**D Dorian**

10	7	8	10	7	9	10	7	9	10	8	10	8

7	10	8	10	9	7	10	9	7	10	8	7	10

**E Phrygian**

12	13	15	12	14	15	12	14	15	12	13	15	12	15

13	12	14	12	15	14	12	15	14	12	15	13	12

**F Lydian**

13	15	12	14	15	12	14	15	12	13	15	12	11	12

15	13	12	14	12	15	14	12	15	14	12	15	13

## G Mixolydian

Musical staff showing the G Mixolydian scale. The notes are: 15, 12, 14, 15, 12, 14, 15, 12, 14, 12, 13, 15, 13. The scale is written across two systems of three staves each.

Musical staff showing the G Mixolydian scale. The notes are: 12, 15, 13, 12, 14, 12, 15, 14, 12, 15, 14, 12, 15. The scale is written across two systems of three staves each.

## A Aeolian

Musical staff showing the A Aeolian scale. The notes are: 5, 7, 8, 5, 7, 8, 5, 7, 4, 5, 7, 5, 6, 8, 5, 8. The scale is written across two systems of three staves each.

Musical staff showing the A Aeolian scale. The notes are: 6, 5, 7, 5, 4, 7, 5, 8, 7, 5, 8, 7, 5. The scale is written across two systems of three staves each.

## B Locrian

Musical staff showing the B Locrian scale. The notes are: 7, 8, 10, 7, 8, 10, 7, 9, 10, 7, 9, 10, 8, 10, 7, 10. The scale is written across two systems of three staves each.

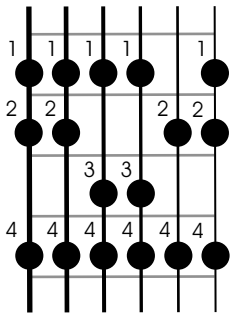
Musical staff showing the B Locrian scale. The notes are: 8, 10, 9, 7, 10, 9, 7, 10, 8, 7, 10, 8, 7. The scale is written across two systems of three staves each.

### Exercise 2, continues over the page

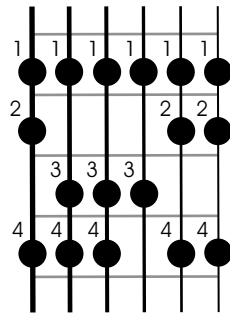
play all the octave modal scales up and down with a metronome.

Exercise 2 continued - All the modes in 3 patterns.

Pattern One



Pattern Two



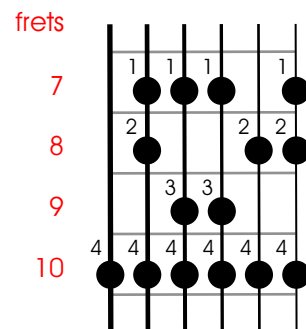
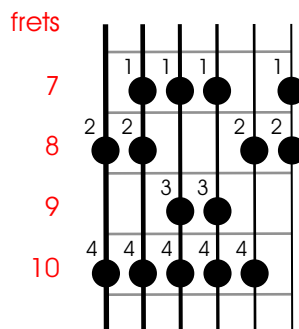
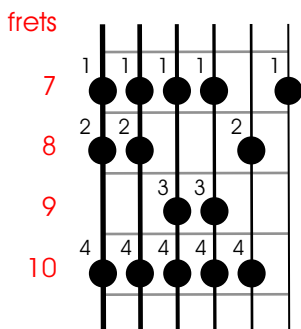
pattern Three

Pattern 3 is the Aeolian scale and there are 2 ways to play this scale. Choose one of the Aeolian scale patterns and stick with that for the time being. If you keep switching between the 2 scale shapes, it will take you longer to learn the scales.

B Locrian

C Ionian

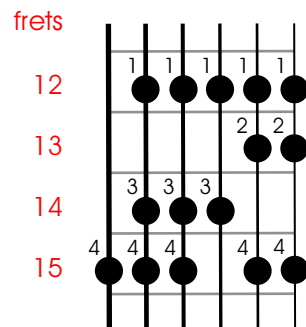
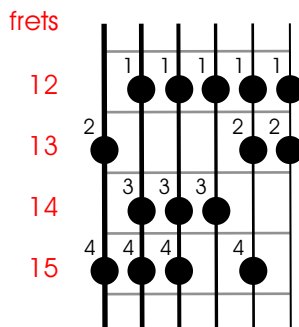
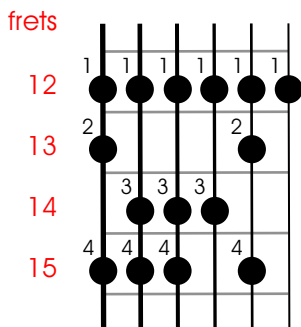
D Dorian



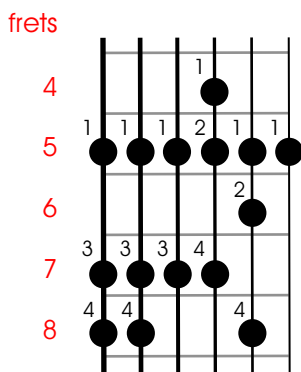
E Phrygian

F Lydian

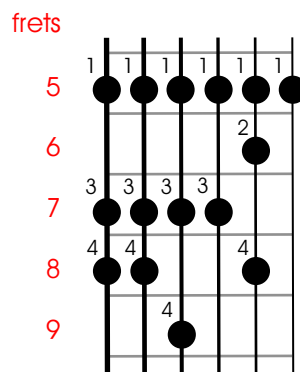
G Mixolydian




A Aeolian




OR

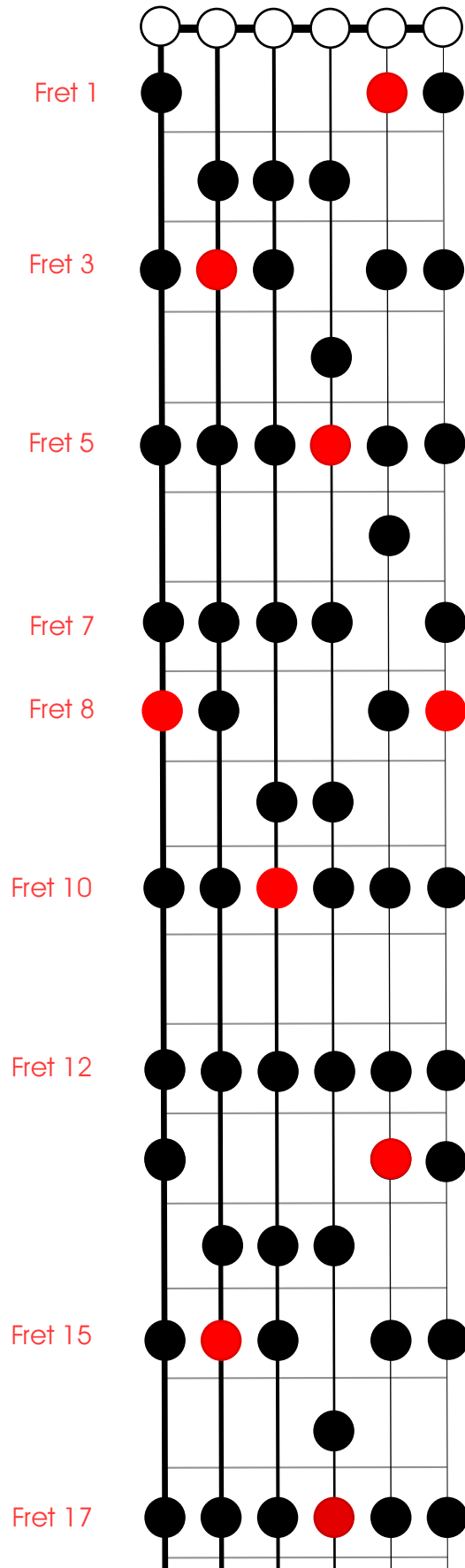




# 'C' major note map



The red notes show where the root note 'C' reoccurs around the neck.



For the detailed lessons that accompany  
this eBook and more, visit;

[www.ebooks4guitar.com](http://www.ebooks4guitar.com)

or

[www.youtube.com/guitaracademy](http://www.youtube.com/guitaracademy)

All rights reserved, unauthorized copying, reproduction,  
hiring, lending, redistribution and broadcast of this  
e-book or any part of the contents is prohibited.

© copyright G C Hargreaves 2023